Parete non Dissipativa34 Piano 5 Fili Fissi 8-9

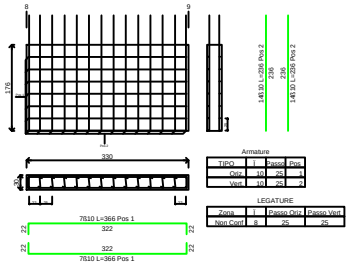

Armature

TIPO	l	Passo	Pos.
Oriz.	10	25	1
Vert.	10	25	2

LEGATURE

Zona	l	Passo Oriz.	Passo Vert.
Non Conf.	8	25	25

Parete non Dissipativa35 Piano 6 Fili Fissi 5-6

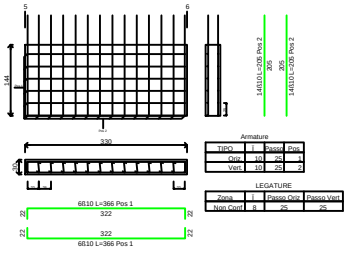

Armature

TIPO	l	Passo	Pos.
Oriz.	10	25	1
Vert.	10	25	2

LEGATURE

Zona	l	Passo Oriz.	Passo Vert.
Non Conf.	8	25	25

Parete non Dissipativa36 Piano 6 Fili Fissi 8-5

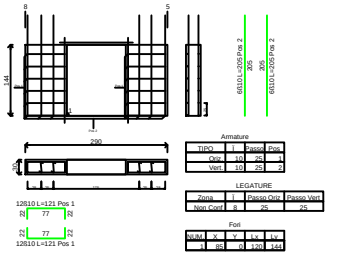

Armature

TIPO	l	Passo	Pos.
Oriz.	10	25	1
Vert.	10	25	2

LEGATURE

Zona	l	Passo Oriz.	Passo Vert.
Non Conf.	8	25	25

Fori

NUM.	X	Y	Lx	Ly
1	85	0	120	144

Parete non Dissipativa37 Piano 6 Fili Fissi 9-6

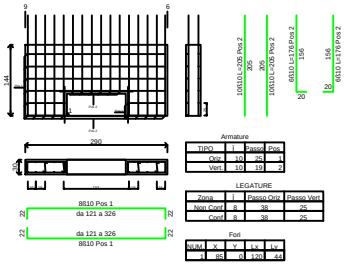

Armature

TIPO	l	Passo	Pos.
Oriz.	10	25	1
Vert.	10	19	2

LEGATURE

Zona	l	Passo Oriz.	Passo Vert.
Non Conf.	8	38	25
Conf.	8	38	25

Fori

NUM.	X	Y	Lx	Ly
1	85	0	120	44

Parete non Dissipativa38 Piano 6 Fili Fissi 8-9

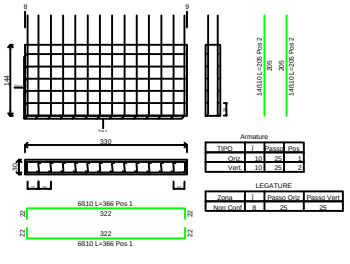

Armature

TIPO	l	Passo	Pos.
Oriz.	10	25	1
Vert.	10	25	2

LEGATURE

Zona	l	Passo Oriz.	Passo Vert.
Non Conf.	8	25	25

Parete non Dissipativa39 Piano 7 Fili Fissi 5-6

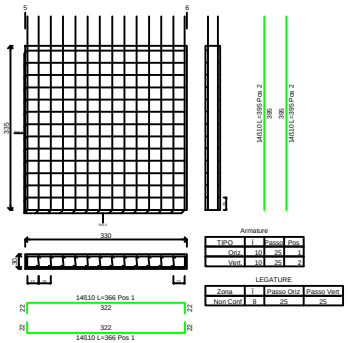

Armature

TIPO	l	Passo	Pos.
Oriz.	10	25	1
Vert.	10	25	2

LEGATURE

Zona	l	Passo Oriz.	Passo Vert.
Non Conf.	8	25	25

Parete non Dissipativa40 Piano 7 Fili Fissi 8-5

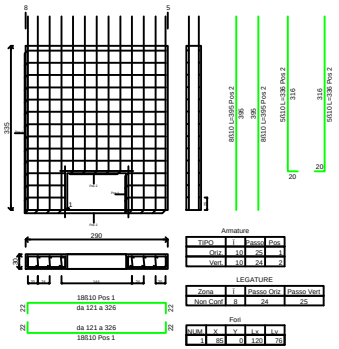

Armature

TIPO	l	Passo	Pos.
Oriz.	10	25	1
Vert.	10	24	2

LEGATURE

Zona	l	Passo Oriz.	Passo Vert.
Non Conf.	8	24	25

Fori

NUM.	X	Y	Lx	Ly
1	85	0	120	76

Parete non Dissipativa41 Piano 7 Fili Fissi 9-6

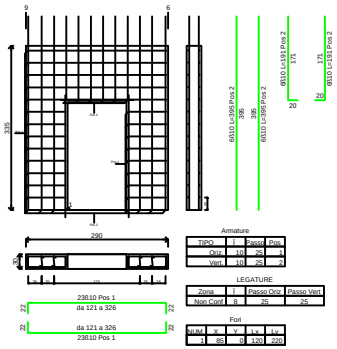

Armature

TIPO	l	Passo	Pos.
Oriz.	10	25	1
Vert.	10	25	2

LEGATURE

Zona	l	Passo Oriz.	Passo Vert.
Non Conf.	8	25	25

Fori

NUM.	X	Y	Lx	Ly
1	85	0	120	220

Parete non Dissipativa42 Piano 7 Fili Fissi 8-9

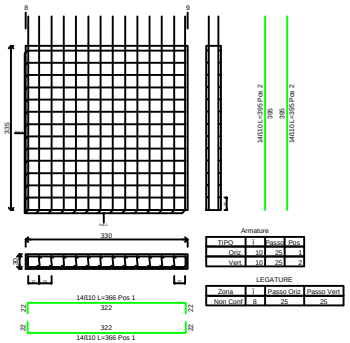

Armature

TIPO	l	Passo	Pos.
Oriz.	10	25	1
Vert.	10	25	2

LEGATURE

Zona	l	Passo Oriz.	Passo Vert.
Non Conf.	8	25	25

Parete non Dissipativa43 Piano 8 Fili Fissi 5-6

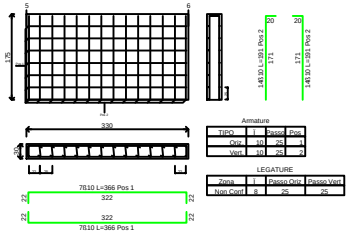

Armature

TIPO	l	Passo	Pos.
Oriz.	10	25	1
Vert.	10	25	2

LEGATURE

Zona	l	Passo Oriz.	Passo Vert.
Non Conf.	8	25	25

Parete non Dissipativa44 Piano 8 Fili Fissi 8-5

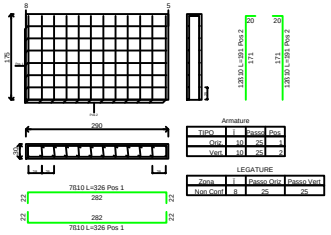

Armature

TIPO	l	Passo	Pos.
Oriz.	10	25	1
Vert.	10	25	2

LEGATURE

Zona	l	Passo Oriz.	Passo Vert.
Non Conf.	8	25	25

Parete non Dissipativa45 Piano 8 Fili Fissi 9-6

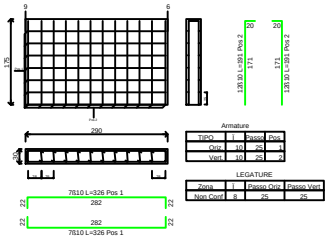

Armature

TIPO	l	Passo	Pos.
Oriz.	10	25	1
Vert.	10	25	2

LEGATURE

Zona	l	Passo Oriz.	Passo Vert.
Non Conf.	8	25	25

Parete non Dissipativa46 Piano 8 Fili Fissi 8-9

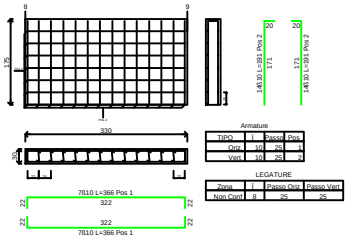

Armature

TIPO	l	Passo	Pos.
Oriz.	10	25	1
Vert.	10	25	2

LEGATURE

Zona	l	Passo Oriz.	Passo Vert.
Non Conf.	8	25	25

NB: Il dettaglio sulla armatura del vano ascensore verrà fornito dalla D.L. a seguito della scelta definitiva dell'ascensore

SCUOLA DI ISTRUZIONE PRIMARIA STATALE
SCALA IN C.A. "CORPO D"

ARMATURA SETTI IN C.A.

REV.	
1	
2	
3	

SCALA: 1:50

ING. MAURIZIO BISCONTI
ARCH. MAURIZIO COPPI
ARCH. DANIELE CAPUCCINI

DATA:

N. DISEGNO: D8

CLIENTE: COMUNE DI ARCIDOSSO
PROVINCIA DI GROSSETO